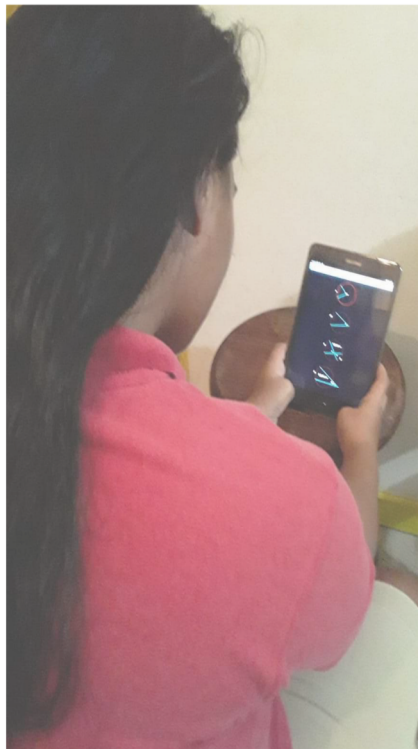





# MINISTRY OF EDUCATION REPUBLIC OF PALAU

## 26<sup>TH</sup> EDUCATION CONVENTION PROGRAM

”HELPING STUDENTS SUCCEED”



JULY 15-16, 2020  
KOROR, PALAU



# REPUBLIC OF PALAU MINISTRY OF EDUCATION

## OFFICE OF THE MINISTER

Dear friends and colleagues,

Alii, and welcome to the 26th Education Convention!

The world is changing as we know it. The education landscape is transforming to a new level, and so as our students and their parents. The coronavirus challenge is providing us a huge opportunity to develop a trust-based culture. With remote learning that's quickly becoming the norm, our planning and presentation of information are now more critical than ever to advance our students towards genuine learning and practice.

Once again, our students need us more than ever. Over the years, I have consistently advocated for authentic reading, writing, and personalized learning. There's no better time than now amid a pandemic to develop our connections, embrace trustworthy interactions with one another, nurture our relationships, and help others even from a distance or through remote learning. As a ministry, we have to be forward-thinking to create conditions that support one another.

We are facing economic uncertainty. Our vision calls for economic prosperity, and we need to prepare our students to counter such a challenge ahead. If our students are to be successful here and out globally, alignment and coherence of our collective efforts must be coordinated. It's time to ask for help without shame or hesitation from each other when needed. If it's not for you, then do it for your students, loved ones, extended family, and community. If education is an equalizer for better economic and personal opportunities, practical lifelong literacy skills through technology as leverage are essential for success and survival.

Above all, be merry among your friends and colleagues.

Thank you.

Sincerely,

Sinton Soalablai  
Minister of Education

**Ministry of Education  
Republic of Palau  
26<sup>th</sup> Annual Education Convention  
"Helping Students Succeed"**

**VISION**

“Our students will be successful in the Palauan Society and the world.”

“A rengalek er a skuul a mo ungil chad er a Belau me a beluulechad.”

**MISSION**

“The Republic of Palau Ministry of Education, in partnership with students, parents and the community, is to ensure student success through effective curriculum and instruction in a conducive learning environment.”

“A skuul er a Belau, el kaukledem ngii me a rengalek er a skuul, rechedam me a rechedil me a buai, a mo kudmeklii a ungil klechad er a rengalek er a skuul el okiu a ulterkokl el suobel me a ungil osisechakl el ngar er a ungil el olsechelel a omesuub.”

---

**26<sup>th</sup> Education Convention Objectives**

1. Employees become familiar with various MOE programs.
2. Employees participate in professional development activities.
3. Employees share best practices and learn from one another.
4. Employees rekindle friendships and renew commitment.

**Ministry of Education  
Republic of Palau  
26th Annual Education Convention  
"Helping Students Succeed"**

**Convention Information**

**I. Registration**

- a. There will be registration every morning and afternoon. Each participant will receive a packet containing all convention materials. Registration times are from 7:30 – 8:30am and 1:00 – 1:15pm at the following sites:
  - i. Day One: Ngarachamayong Cultural Center
  - ii. Day Two: Palau High School Summer House (Morning), JP Friendship Bridge (Afternoon)

**II. Venues**

- a. The Opening Program and Teacher of the Year Presentation will be held at the Ngarachamayong Cultural Center.
- b. Concurrent Sessions 1 and 2 will be held at the Palau High School Campus.
- c. The Closing Program will be held at the JP Friendship Bridge (Koror Side).

**III. Meals**

- a. Participants will be issued meal tickets for morning refreshments and lunch.
  - i. Day One: Morning Refreshments and Lunch will be provided at the Ngarachamayong Cultural Center.
  - ii. Day Two: Morning Refreshments will be provided at Palau High School and Lunch will be provided at the JP Friendship Bridge (Koror Side).
- b. Igloos will be provided at each of the convention sites. Please bring your water bottles.

**IV. Transportation**

- a. Boat Transportation will be provided for Kayangel, Peleliu, and Angaur school personnel.
- b. Bus Transportation will be provided for Babeldaob school personnel.

**V. Networking Activities**

- a. Networking activities will be held at the end of each day of the convention. We encourage everyone to participate in these fun activities.
- b. Raffle tickets will be issued to conference participants when they register for the networking activities at JP Friendship Bridge - Koror Side on Day Two. Participants must be present to win fabulous prizes.

**VI. Photo Session**

- a. Group photos by schools will be taken on Day One at Ngarachamayong Cultural Center. The lineup for the photo taking session will be announced during the networking activities on Day One.

**VII. Evaluation Information**

- a. Session Evaluations are available online at <http://www.palaumoe.net> and should be completed at the end of each session attended.
- b. Conference Evaluation – The overall conference evaluation is also available online at <http://www.palaumoe.net>. This overall evaluation will be available on July 17 until July 24, 2020 for conference participants to complete.

**VIII. Name Badge Holders/Lanyards**

- a. A box will be provided at the Registration Booth at JP Friendship Bridge for participants to drop off their name badge holders and lanyards for recycling.

**Ministry of Education  
Republic of Palau  
26<sup>th</sup> Annual Education Convention  
"Helping Students Succeed"**

**Convention at a Glance**

**Wednesday, July 15, 2020**

<b>Registration, Morning Refreshments, and Housekeeping</b>  7:30 - 8:30am	<b>Opening Ceremony</b>  8:30 - 12:00pm	<b>Lunch</b> 12:00 - 1:00pm	<b>Teacher of the Year Program</b>  1:15 - 2:15pm	<b>General Session</b> 2:30 - 3:00pm	<b>Networking Activities</b> 3:00 - 5:00pm
<b>Day 1 activities will be recorded by video and live streamed over the PNCC Live YouTube Channel and simulcast over PNCC DTV Channel 73.</b>					
<b>Venue: Ngarachamayong Cultural Center Morning Refreshments and Lunch - Sponsored by the Ministry of Education</b>					

**Thursday, July 16, 2020**

<b>Registration, Morning Refreshments, and Housekeeping</b>  7:30 - 8:30am	<b>Concurrent Session 1</b>  8:30 - 10:00am	<b>Concurrent Session 2</b>  10:15 - 11:45am	<b>Closing Ceremony Lunch Social and Networking Activities</b>  1:00 - 5:00pm
<b>Venue: Palau High School Campus</b>			<b>Venue: Japan Palau Friendship Bridge</b>
<b>Morning Refreshments - Sponsored by the Ministry of Health</b>			<b>Lunch - Sponsored by the Office of the President</b>

**Ministry of Education  
Republic of Palau  
26<sup>th</sup> Annual Education Convention  
Ngarachamayong Cultural Center**

**“Helping Students Succeed”**

**Opening Ceremony  
Wednesday, July 15, 2020**

7:30-8:30	Registration	
8:30-10:00	Opening Prayer National Anthem	Father Rusk Saburo, Palau Catholic Mission Teachers of SDA Schools
	Welcoming Remarks Convention Overview	Honorable Sinton Soalablai, Minister of Education Chief Raynold Mechol, Division of School Management
	Keynote Speaker	His Excellency President Tommy E. Remengesau, Jr.
10:00-10:15	Break	
10:15-11:15	Ministry of Education Bureau Reports	
	Bureau of Curriculum & Instruction Bureau of Education Administration	Director Debbie Tkel-Sbal Director Andrew Tabelual
11:15-11:45	Remote Learning Strategies	Education Specialist Marcia Inacio
11:45-12:00	The Way Forward	Honorable Sinton Soalablai, Minister of Education
12:00-1:00	Lunch	
1:15-2:15	Presentation of 2020 Teachers of the Year Special Remarks	Chief Ibuuch Tomoichi, Division of Personnel Management 2020 National Teacher of the Year
2:15-2:30	Break	
2:30-3:00	COVID-19 Presentation	Ms. Ritter Udui, Incident Commander, Ministry of Health Emergency Operations Center COVID-19 Response
3:00-5:00	Networking Activities ◆ Group photos by schools	Education Specialist Dean Terry

MCs: Mr. Masubed Tkel and Mr. Ray Rumong

~~~~~  
**Closing Ceremony  
Palau Japan Friendship Bridge – Koror Side  
Thursday, July 16, 2020**

|           |                                                            |                                                                                                                                                                   |
|-----------|------------------------------------------------------------|-------------------------------------------------------------------------------------------------------------------------------------------------------------------|
| 1:00-5:00 | Lunch                                                      |                                                                                                                                                                   |
|           | Convention Evaluation<br>Closing Remarks<br>Closing Prayer | Chief Bill Rechelluul, Division of Research & Evaluation<br>Honorable Sinton Soalablai, Minister of Education<br>Pastor Dodger Kumangai, Palau Evangelical Church |

Announcements, Housekeeping, Networking, Entertainment and Raffle

MC: Mr. Jay Watanabe



## Biography of His Excellency Tommy E. Remengesau, Jr. President of the Republic of Palau

President Tommy Esang Remengesau, Jr., the ninth President of the Republic of Palau, is the first Palauan to be elected President four times. He was first elected President in 2000 and was re-elected in 2004. Constitutionally limited to two consecutive presidential terms, Remengesau was elected in 2008 as Senator in the Palau National Congress (Olbiil Era Kelulau), where he served until his election as President again in 2012 followed by re-election to his fourth and present term in 2016.

His election as President again in 2016 is a mark of his vitality and commitment to his promise to the People of Palau to work hard to “preserve the best, improve the rest” for Palau, today and for generations to come. During his time in public office, Palau has been recognized for its financial stability and good governance. Remengesau has also amplified Palau’s international leadership and emphasized the importance of regional and global partnerships.

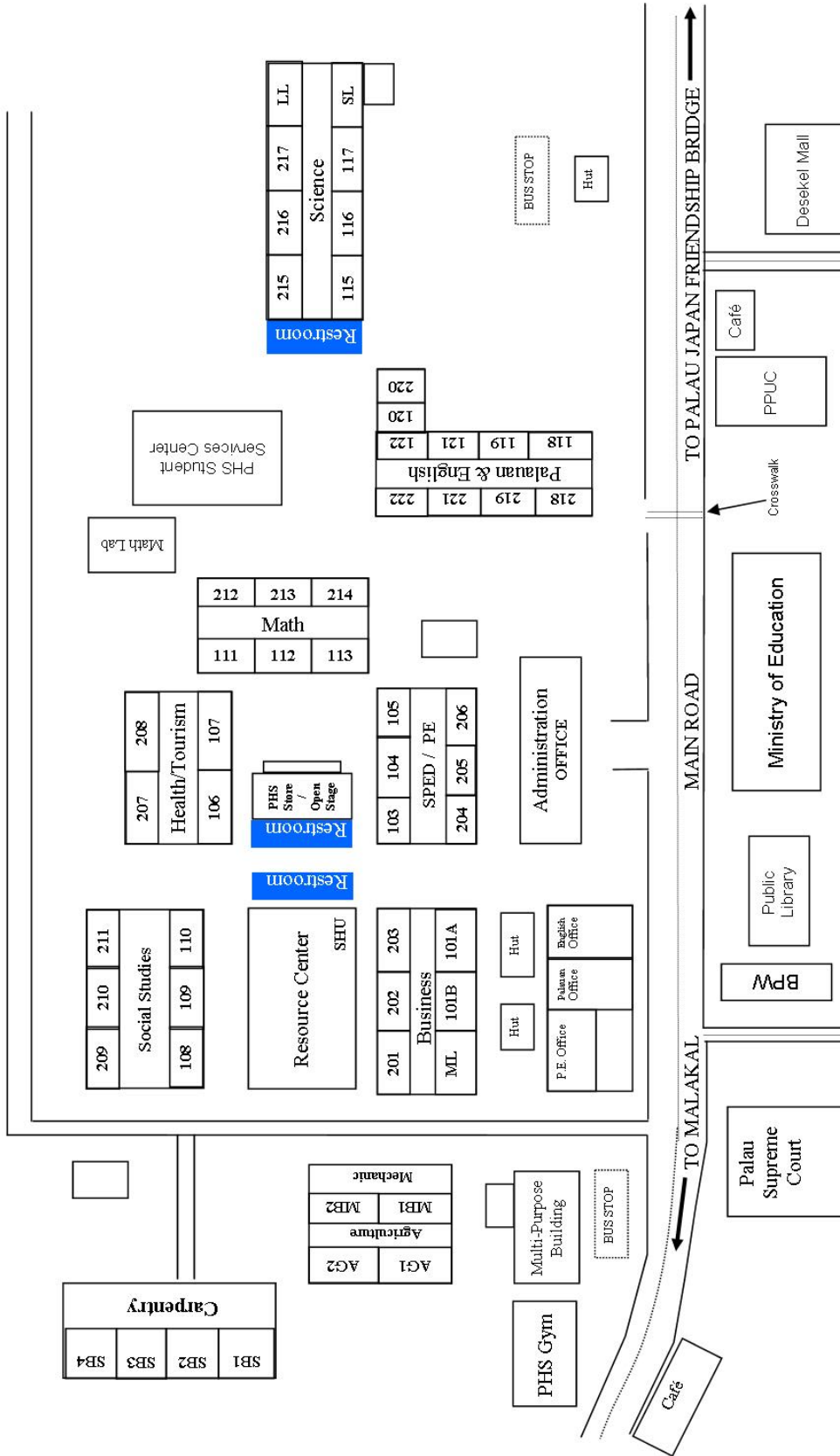


In 2013, President Remengesau, was the recipient of the inaugural Pacific Champion Award, an honor bestowed as part of the Pacific Islands Environmental Leadership Awards for his numerous achievements as a leader in nature conservation and environmental sustainability. In 2014, the United Nations Environmental Programme, the primary voice for the environment in the United Nations system, awarded Remengesau with its top accolade – The *Champion of the Earth* award for his visionary leadership in strengthening Palau’s economic resilience by spearheading national initiatives to protect its biodiversity. Also in 2014, the environmental organization Rare presented Remengesau with its first *Inspiring Conservation Award* for his innovative and inspiring work to preserve Palau’s marine resources. In 2007, *TIME* magazine named him one of the heroes of the environment for initiatives such as the Micronesia Challenge. President Remengesau is now leading the historic effort of implementing the Palau National Marine Sanctuary. This protected, no-take sanctuary, established October 28, 2015 and covering 80% of Palau’s territorial waters with the remaining 20% reserved for domestic fishing, provides even greater protection for Palau’s environment while further enhancing Palau’s tourism revenues. The world’s sixth largest, fully protected marine area, the Palau National Marine Sanctuary is Palau’s defining contribution to preserving the world’s ocean resources. This novel initiative garnered him the prestigious International Game Fish Association’s *IGFA Conservation Award* in 2014 and the 2016 Peter Benchley *Ocean Award for Excellence in National Stewardship*.

Remengesau began his political career as the youngest Senator ever elected to the Olbiil Era Kelulau at the age of 28. During his first Senate term, he served as Chairman of the Committee on Ways and Means and was instrumental in helping to erase Palau’s outstanding budget deficit and bringing about stability and credibility to government.

In 1992, Remengesau was elected Vice President of Palau, the youngest Palauan ever to serve as Vice President. He was re-elected as Vice President in 1996. As Vice President, he concurrently held the position of Minister of Administration (now Finance), helping the Republic gain membership in the International Monetary Fund and the World Bank Group. He also helped lead Palau’s transition to an independent country in 1994.

President Remengesau was born in Koror, Palau. The eldest of eight children born to Mr. Thomas O. Remengesau, Sr., and Ferista Esang Remengesau, “Tommy” has followed his father’s distinguished career, which included 12 years as Palau’s first District Administrator, the Minister of Justice, Vice President and President. President Remengesau and his wife Debbie have four children and six grandchildren.



# PALAU HIGH SCHOOL MAP



**Session I - July 16, 2020 - 8:30am - 10:00am  
Concurrent Sessions At a Glance**

| #  | Workshop Title                                                                                                                     | Presenter                 | Notes                  | Room #                |
|----|------------------------------------------------------------------------------------------------------------------------------------|---------------------------|------------------------|-----------------------|
| 1  | Snapshot Session                                                                                                                   | Multiple Facilitators     | Multiple Stations      | Resource Center       |
| 2  | Using Apple MacBook as a Power Tool: Apple Hacks & More                                                                            | Ms. Marcia Inacio         |                        | Business 101A         |
| 3  | Leveraging the POWER of YouTube!                                                                                                   | Ms. Leolin Tellei         | Repeated in Session 2  | Business 201          |
| 4  | Live Streaming meets Remote Learning!                                                                                              | Ms. Zenaida Orak          | Repeated in Session 2  | Business 202          |
| 5  | THE CONNECTED CLASSROOM: Facebook Messenger's Hidden Features and Hacks!                                                           | Ms. Cerilla Michael       | Repeated in Session 2  | Business 203          |
| 6  | ZOOM: Instructional Delivery Platform                                                                                              | Ms. Sarah Sugiyama        |                        | SPED/PE 103           |
| 7  | Palauan and Social Studies Zoom Classroom                                                                                          | Ms. Pillar Ngraswei       |                        | SPED/PE 204           |
| 8  | Screencastify + PowerPoint: Online Platform Meets Offline Tool for a Blended Approach to Instructional Delivery & Content Creation | Ms. Marla Andrew          |                        | SPED/PE 205           |
| 9  | Achieve 3000: A Leader in Differentiated Online Learning                                                                           | Ms. Linda Ngotel          |                        | SPED/PE 206           |
| 10 | Round Table: Edmodo                                                                                                                | Multiple Facilitators     |                        | Math 111              |
| 11 | Round Table: Edmodo                                                                                                                | Multiple Facilitators     |                        | Math 112              |
| 12 | Google Meet: A Video Conferencing Tool for Teachers and Students                                                                   | Ms. Renee Sherman         | Repeated in Session 2  | Math 113              |
| 13 | Flippin' for FlipGrid                                                                                                              | Ms. Clarissa Mobel        |                        | Math 212              |
| 14 | Padlet: Formative Assessment Web Tool & Much More                                                                                  | Mr. Herson Soaladaob      |                        | Math 213              |
| 15 | Virtual PE Classroom                                                                                                               | Mr. Dean Terry            | Continued in Session 2 | Math 214              |
| 16 | Digital Citizenship: It's Everyone's Business!                                                                                     | Principal Tiffany Kasiano | Repeated in Session 2  | Health/Tourism 106    |
| 17 | Improving Student Lunch Menu: One Step at a Time<br>(Target Audience: School Cooks)                                                | Ms. Joy Lin               | Continued in Session 2 | Multipurpose Building |

**Session 2 - July 16, 2020 - 10:15am - 11:45am  
Concurrent Sessions At a Glance**

| #  | Workshop Title                                                                                                    | Presenter                 | Notes                     | Room #                |
|----|-------------------------------------------------------------------------------------------------------------------|---------------------------|---------------------------|-----------------------|
| 1  | Snapshot Session                                                                                                  | Multiple Facilitators     | Multiple Stations         | Resource Center       |
| 2  | Leveraging the POWER of YouTube!                                                                                  | Ms. Leolin Tellei         | Repeat of Session I       | Business 201          |
| 3  | Live Streaming meets Remote Learning!                                                                             | Ms. Zenaida Orak          | Repeat of Session I       | Business 202          |
| 4  | THE CONNECTED CLASSROOM: Facebook Messenger's Hidden Features and Hacks!                                          | Ms. Cerilla Michael       | Repeat of Session I       | Business 203          |
| 5  | ZOOM: Instructional Delivery and Home-School Connection Made Easy in Remote Learning                              | Mr. Joyner Tutii          |                           | SPED/PE 103           |
| 6  | CISCO Webex: Online Platform for Virtual Learning                                                                 | Mr. Norman Joy Navero     |                           | SPED/PE 204           |
| 7  | Using Screencastify in Palauan Studies: A Blended Learning Approach to Create Palauan Studies Instructional Media | Ms. Marion Kual           |                           | SPED/PE 205           |
| 8  | Mindszenty High School Zoom Virtual Classroom Management                                                          | Mr. Paul Cruz             |                           | SPED/PE 206           |
| 9  | Round Table: Edmodo                                                                                               | Multiple Facilitators     |                           | Math 111              |
| 10 | Round Table: Edmodo                                                                                               | Multiple Facilitators     |                           | Math 112              |
| 11 | Google Meet: A Video Conferencing Tool for Teachers and Students                                                  | Ms. Renee Sherman         | Repeat of Session I       | Math 113              |
| 12 | Empowering Students and Giving them a Voice in Remote Learning Using FlipGrid                                     | Ms. Lourigene Samsel      |                           | Math 212              |
| 13 | Using Padlet as a Formative Assessment & Classroom or Time Management Tool                                        | Ms. Janice Yukiwo         |                           | Math 213              |
| 14 | Digital Citizenship: It's Everyone's Business!                                                                    | Principal Tiffany Kasiano | Repeat of Session I       | Health/Tourism 106    |
| 15 | Virtual PE Classroom                                                                                              | Mr. Dean Terry            | Continuation of Session I | Math 214              |
| 16 | Improving Student Lunch Menu: One Step at a Time (Target Audience: School Cooks)                                  | Ms. Joy Lin               | Continued from Session I  | Multipurpose Building |

# SNAPSHOT SESSIONS

Location: Palau High School Resource Center

Snapshot sessions are a showcase of a specific online tool or platform and answers the following questions:

1. What is it?
2. What does it look like?
3. How does one use it?

What to expect:

- A quick 10 minute presentation for each tool or platform.
- Presentations are timed and participants rotate to all stations.
- Participants are allowed to participate and try out activities.
- QR Codes to scan for handouts, links, and/or free resources.

## SESSION 1 Topics

- Zoom
- Edmodo
- Flipgrid
- Padlet
- Quizizz
- SeeSaw
- Moment Diary
- Mentimeter

## SESSION 2 Topics

- Zoom (Repeat of Session 1)
- Edmodo (Repeat of Session 1)
- Screencastify
- Tellagami
- Explain Everything
- Spark Adobe
- Powtoon
- Canva

# SNAPSHOT SESSION I

Thursday – July 16, 2020 – 8:30am – 10:00am

## **Edmodo – <https://www.new.edmodo.com/home>**

Presented by Lynette Franz, George B. Harris Elementary School

Edmodo is an online classroom that will let teachers create classes, add students, and post lessons, videos, resources, discussions, as well as create assignments and quizzes. This is a user-friendly website similar to the format of Facebook, which allows teachers and students to interact through posts. Teachers will need to create an account and invite students in with a class code unique to each class. All Tech Team members within the Ministry have been introduced to this platform of learning and have received training on it. Here's a link to a video on how to use this platform – <https://www.youtube.com/watch?v=CSG5ha9DMIM>

## **Zoom - <https://www.zoom.us>**

Presented by Mechereng M. Emesiochel – Ibobang Elementary School

Zoom is a cloud-based video communications app that allows you to set up virtual video and audio conferencing, webinars, live chats, screen-sharing, and other collaborative capabilities.

## **Flipgrid – <https://info.flipgrid.com>**

Presented by Annabelle Madris, George B. Harris Elementary School

Flipgrid is the leading video discussion platform used by millions of PreK to PhD students, educators, and families around the world. Flipgrid students build and strengthen social learning communities as they discuss their ideas and experiences with their peers.

## **Padlet – <https://padlet.com/>**

Presented by Lorna Lei Ronny, George B. Harris Elementary School

Padlet is an online collaboration tool that lets teachers and students collaborate, share ideas, and gives everyone a “voice” in the learning process and a chance to own their learning. Padlet is an online “bulletin board” principle that lets teachers and students post prompts, topics, reflections, book reviews, reports...options are limitless. It can also be used as an exit ticket, a quick formative assessment, Q&A Feedback, etc. Watch this video tutorial - <https://www.youtube.com/watch?v=UkBnw-PqaljA>

# SNAPSHOT SESSION I

Thursday – July 16, 2020 – 8:30am – 10:00am

## **Quizizz – <https://quizizz.com/>**

Presented by Reilly Hideos, Ngaraard Elementary School

This website will let you access or create games, quizzes, and practice activities for your students. You have access to all content area pre-made quizzes that you can pick and choose from to match your topic and lesson. As a teacher, it is best to sign in, create a class, and send out link to your students to join the class. Quizzes you create can be assigned to classes or just give the students the quiz code to go in and take quiz. Creating a class will allow you to keep a record of students results in a gradebook. Here is a video tutorial for you to watch: <https://www.youtube.com/watch?v=bz0fB4u9uF8>

## **Seesaw – <https://web.seesaw.me>**

Presented by Krislynn Termeteet, George B. Harris Elementary School

Seesaw is a platform for student engagement that inspires students of all ages to do their best, and saves teachers time! Students use creative tools to take pictures, draw, record videos and more to capture learning in a portfolio. Teachers find or create activities to share with students.

## **MomentDiary – <https://moment-diary.soft12.com>**

Presented by Carla Polloi, George B. Harris Elementary School

This is a private diary (journal) that makes notes with timestamps! You can take a short note and use it as a private diary, simple business note, diet record, food log, lifetime recording, etc.

## **Mentimeter – <https://www.mentimeter.com>**

Presented by Jewish Ngiraikeleau, George B. Harris Elementary School

Mentimeter is an easy-to-use presentation software used by more than 25 million people. With Mentimeter you can create fun and interactive presentations. It can help you make your events, presentations, lectures, and workshops innovative and memorable.

# SNAPSHOT SESSION 2

Thursday – July 16, 2020 – 10:15am – 11:45am

## **Edmodo – <https://www.new.edmodo.com/home>**

(Repeat of Session 1)

Presented by Lynette Franz, George B. Harris Elementary School

Edmodo is an online classroom that will let teachers create classes, add students, and post lessons, videos, resources, discussions, as well as create assignments and quizzes. This is a user-friendly website similar to the format of Facebook, which allows teachers and students to interact through posts. Teachers will need to create an account and invite students in with a class code unique to each class. All Tech Team members within the Ministry have been introduced to this platform of learning and have received training on it. Here's a link to a video on how to use this platform – <https://www.youtube.com/watch?v=CSG5ha9DMIM>

## **Zoom – <https://www.zoom.us>**

(Repeat of Session 1)

Presented by Mechereng M. Emesiochel – Ibobang Elementary School

Zoom is a cloud-based video communications app that allows you to set up virtual video and audio conferencing, webinars, live chats, screen-sharing, and other collaborative capabilities.

## **Screencastify – <https://app.screencastify.com/signin>**

Presented by Joyla Joshua, George B. Harris Elementary School

This is a google app extension, meaning it's an app that runs on google browser such as chrome. This is used to record video and audio over your desktop screen, an existing PowerPoint presentation, or website you are on. This means that you can create a lecture in PowerPoint, turn on screencastify and record yourself lecturing according to your PowerPoint. After you are done, you can save the whole presentation as a movie. You will see a small box like screen with your live video feed to the side of the screen within the presentation. Here's a video tutorial <https://www.youtube.com/watch?v=b8cASJG7zp0>

## **Tellagami – <https://www.tellagami.com>**

Presented by Vernice Basilius, George B. Harris Elementary School

Tellagami is a mobile app that lets you create and share a quick animated video called a Gami. A Gami can be an exciting tweet or status update. It can be a fun way to tell a story. It can be a thank you message or a vacation postcard. It can be a birthday greeting, party invite or cool way to share photos.

# SNAPSHOT SESSION 2

Thursday – July 16, 2020 – 10:15am – 11:45am

## **Explain Everything – <https://explaineverything.com>**

Presented by Annabelle Madris, George B. Harris Elementary School

Explain Everything is an easy-to-use design, screencasting, and interactive whiteboard tool that lets you annotate, animate, narrate, import, and export almost anything to and from almost anywhere. Create slides, draw in any color, add shapes, add text, and use a laser pointer.

## **Adobe Spark – <https://spark.adobe.com>**

Presented by Journey Teruzi – Ibobang Elementary School

Adobe Spark for Education is a fun and engaging storytelling Creative Cloud application that runs on any device via a web browser, and on iOS devices via an app, enabling teachers and students to quickly and easily express themselves by creating graphics/posters, presentations/reports, and videos to do their school work and showcase digital creativity.

## **Powtoon – <https://www.powtoon.com>**

Presented by E-Michael Graham, George B. Harris Elementary School

Powtoon is a web-based animation software that allows users to create animated presentations by manipulating pre-created objects, imported images, provided music and user-created voice-overs.

## **Canva – <https://www.canva.com>**

Presented by Frienda Wasisang, Ibobang Elementary School

Canva is a graphic design platform that allows users to create social media graphics, presentations, posters and other visual content. It is available on web and mobile, and integrates millions of images, fonts, templates and illustrations.

# ROUND TABLE SESSIONS ON EDMODO

Location: Math Building – Room 111 and 112

Participants will be able to shown how to:

1. Create an account on Edmodo.
2. Features of Edmodo and how to navigate on this online learning platform.
3. Use this platform in remote teaching and learning.

## Round Table Sessions Explained

- Applies the “Chunk N’ Chew” approach to information retention and application.
- These sessions divide participants into small groups with one facilitator for each group. Groups work together to learn a specific topic together.
- Participants move from table to table to learn different parts of a whole concept or tool.
- The final round table session will include putting all parts learned together in an activity requiring participants to practice and apply all the different parts they have learned.
- This session requires participants to attend three different stations beginning in Session 1 and continuing to Session 2.



# ROUND TABLE SESSIONS ON EDMODO

Location: Math Building – Room 111 and 112

SESSION 1 – 8:30am – 10:00am

## Round Table #1

Facilitator: Lizbeth Skaruno, Koror Elementary School

Participants will begin in Math Building – Room 111

Topics Covered:

- Signing up for an Edmodo account
- Creating Edmodo classrooms

## Round Table #2

Facilitator: Kendra Ise, Koror Elementary School

Once done, participants will move to Math Building – Room 112

Topics Covered:

- Features & Navigating Edmodo
- Creating posts, assignments, and quizzes
- Uploading contents

SESSION 2 – 10:15am – 11:45am

## Round Table #3

Facilitators:

Romson Remoket, George B. Harris Elementary School – Math Building #111

Carla J. Polloi, George B. Harris Elementary School – Math Building #112

Participants will go back to Math Building – Room 111 and Room 112

Topics Covered:

- Putting it all together
- Using Edmodo for planning, instructional delivery, assessment, feedback, and student activities

**Participants who choose to attend, must complete all Round Table Sessions.**

Target Audience - Classroom Teachers from:

- Airai Elementary School
- Angaur Elementary School
- Melekeok Elementary School
- Ngaraard Elementary School
- PJF Kayangel Elementary School
- Peleliu Elementary School
- Palau High School

# School Cooks Session

Thursday, July 16, 2020  
8:30am – 11:45am

Improving the Student Lunch Menu – One Step at a Time

Location: Palau High School Multipurpose Building

Presented by: Ms. Joy Lin, Nutritionist, MOE Food Service Program

This School Cooks' workshop aims to refresh and improve cooking skills, as well as sharing ways and ideas through nutrition education, cooking demonstration, and networking of all School Cooks and Food Service Program staff, in order to enhance services and prepare for the upcoming school year.

---

All participants should bring their laptop, tablet, and/or cellphones to the concurrent sessions that are offered at the Education Convention this year!!

**Using Apple MacBook as a Power Tool: Apple Hacks & More**

Business Building #101A

Ms. Marcia Inacio, Technology Specialist, Ministry of Education

Learn how to make technology work for you. Your Apple laptop can be a power tool, a personal assistant, and a work partner. In this session, participants will learn to set up, navigate, and use features of their laptops that is worthwhile when it comes to saving time and effort. This is a Laptop 101 session for those who are intimidated or have doubts about using Apple products and devices. It's here that participants get to see the value of their devices, use features that are only available to Apple products, and get ready for using their laptops as a power tool rather than an expensive typewriter.

**Leveraging the POWER of YouTube!**

Business Building #201

Repeated in Session 2

Ms. Leolin Tellei, Classroom Teacher, Ngeremlengui Elementary School

Co-presenter: Ms. Yvonne Demei

Why not use the world's most popular media hub as a tool for teaching and learning?

This session will show you how to set up your YouTube Channel and utilize it as a resource hub for instructions. Step by step instructions and demonstrations will be given and participants will be taken through the process of creating engaging instruction and lessons and how to store and share them to students securely. Fears and doubts about using YouTube will be addressed as well. Come and see why YouTube is a worldwide phenomenon and how teachers can leverage that POWER toward teaching and learning.

**Live Streaming meets Remote Learning**

Business Building #202

Repeated in Session 2

Ms. Zenaida Orak, Computer Lab Manager, Meyuns Elementary School

Co-presenter: Ms. Felisa Jean Remoket

Break the mold, overcome fears and doubts, and rise to the challenge of teaching remotely. Facebook Live Streaming is yet another available platform for real-time instructional delivery, discussions, and hosting of live events that allows users to broadcast from anywhere and anytime. We are not limited by school walls and buildings anymore. The real world is now our classroom and we need to embrace, learn about, and be prepared to meet the rigors and challenges of today's education. Facebook Live can be used as an enabling platform for teaching and learning beyond the classroom.

**THE CONNECTED CLASSROOM: Facebook Messenger's Hidden Features & Hacks**

Business Building #203

Repeated in Session 2

Ms. Cerilla Michael, Classroom Teacher, Ngardmau Elementary School

Co-presenter: Ms. Seema Kloulubak, Ms. Shirley Celestine, and Ms. Sharon Truce

Break the mold, overcome fears and doubts, and rise to the challenge of teaching remotely. Facebook Live Streaming is yet another available platform for real-time instructional delivery, discussions, and hosting of live events that allows users to broadcast from anywhere and anytime. We are not limited by school walls and buildings anymore. The real world is now our classroom and we need to embrace, learn about, and be prepared to meet the rigors and challenges of today's education. Facebook Live can be used as an enabling platform for teaching and learning beyond the classroom.

**ZOOM: Instructional Delivery Platform**

SPED/PE Building # 103

Ms. Sarah Sugiyama, Education Specialist, Ministry of Education

Co-presenter: Ms. Debbie Nagata

Learning to use web or video conferencing tools is an essential skill for teaching and working today. Learning about Zoom will allow teachers to teach during school closure, connect to students and parents remotely, invite guests to speak to students, and much more. With this tool, you can connect with students through audio, video, screen sharing, poll, and or text chat. It also allows students a voice and a platform to showcase their work, get feedback and give feedback, along with allowing parents to be part of student learning process and progress. Be a part of an innovative way of delivering instruction, lesson concepts and activities in this session, where presenters will take you through the process of signing up for Zoom and using it.

**Palauan and Social Studies Zoom Classroom**

SPED/PE Building # 204

Target Audience: Primary Grade Teachers

Ms. Pillar Ngiraswei, Education Specialist, Ministry of Education

Co-presenter: Ms. Delina Kebekol

This session will demonstrate how to integrate technology in the content areas of Palauan and Social Studies. During the session we will use a newly popular platform called Zoom to simulate a virtual classroom setting. It will be an informal session where everyone will participate through questions and answers as well as practice skills with laptops.

**ScreenCastify + PowerPoint: Online Platform Meets Offline Tool for a Blended Approach to Instructional Delivery & Content Creation**

SPED/PE Building # 205

Ms. Marla Andrew, Classroom Teacher, Ngarchelong Elementary School

Co-presenter: Mr. Sean Tekriu

See how PowerPoint presentations can be elevated, bringing static information to life, and making Instruction relevant and focused through screencasting or recorded video of instruction over content or lesson information in a regular PowerPoint presentation. In this session, participants will learn: What is screencastify?, What does it look like when used with PowerPoint? and How to use it?

**Achieve 3000: A Leader in Differentiated Online Learning**

SPED/PE Building # 206

Ms. Linda Ngotel, Education Specialist, Ministry of Education

Co-presenter: Ms. Hilda Kenzio and Ms. Vanessa Mobil

Achieve 3000 is a proven and patented online differentiated learning program to improve students' Reading Levels and Reading Comprehension rate. In this session, participants will see how it works to establish baseline reading levels of students, and how it can take each student data and create a unique and differentiated learning plan and activities for individual students. Additionally, participants will learn how to collect and use real time data garnered through the Program to make informed decision about instruction and or interventions for any struggling learner in the classroom and even in remote learning.

**Edmodo: Online Classroom Platform**

**Round Table 1: Signing Up and Creating an Edmodo Classroom**

Math Building #111

See Page 16 for Target Audience List

Ms. Lizbeth Skaruno, Guidance Counselor, Koror Elementary School

In preparation for Remote Teaching and Learning, Edmodo will serve as the primary online classroom platform for the Ministry of Education. This session is a "Round Table" session, where participants will be working in small groups with facilitators to sign up and create accounts and classrooms in Edmodo. This session is Round Table 1 of 3. Participants must attend all subsequent Round Table Sessions in order to complete Edmodo How To & Application in teaching and learning remotely.

**Edmodo: Online Classroom Platform**

**Round Table 2: Features and Navigation in Edmodo**

Math Building #112

See Page 16 for Target Audience List

Ms. Lizbeth Skaruno, Guidance Counselor, Koror Elementary School

In preparation for Remote Teaching and Learning, Edmodo will serve as the primary online classroom platform for the Ministry of Education. This session is a "Round Table" session, where participants will be working in small groups with facilitators to navigate and use features and tools in Edmodo. Activities will include how to invite students to their classrooms, upload instructional media, notes, and or create assignments and quizzes to assess learning. This session is Round Table 2 of 3. Participants must attend Round Table 3 Sessions in order to complete Edmodo How To & Application in teaching and learning remotely.

## Thursday, July 16, 2020 • 8:30am - 10:00am • Session I

### **Google Meet: A Video Conferencing Tool for Teachers and Students. Instructional Delivery made easy and available for teaching and learning remotely!**

Math Building # 113

Repeated in Session 2

Ms. Renee Sherman, Classroom Teacher, Airai Elementary School

Co-presenter: Mr. Sidney Rengulbai, Ms. Riva Marino, Ms. Della Belt, and Principal Norma Mersai

Note: Participants should have an existing Google account. Google Meet is a video-communication service developed by Google and is available to anyone with a Google Account. The first session will give an overview of the features of Google Meet. Participants will be given background information, the number of participants per meeting, and the hosting time. The second session will focus on how teachers are able to utilize Google Meet to deliver instruction to all students.

### **FLIPPIN' for FLIPGRID!**

Math Building # 212

Ms. Clarissa Mobel, Classroom Teacher, Aimeliik Elementary School

Co-presenter: Ms. Lourigene Samsel

This session will be about using FlipGrid website and application. Flipgrid is an interactive video response tool that can be used by teachers as discussion boards in lessons and day to day activities. This session will give educators a chance to see the many features that can be utilized to empower students to react, interact, and hold conversations as if they were in a regular classroom setting. Moreover, it is an opportunity for students who may have some reservations about speaking in front of their peers, to share freely and openly. Please swing by and check out this awesome tool that will empower our students!

### **Padlet: Formative Assessment Web tool & Much More!**

Math Building # 213

Mr. Herson Soaladaob, Classroom Teacher, Aimeliik Elementary School

Padlet is a collaborative and interactive assessment tool in Classroom and beyond. This is a “How To” session in using Padlet, from creating an account to exploring the various features and navigating the web tool or mobile app version. In this session, participants will learn 10 different ways to use Padlet; focusing on ways it can be used as a Formative assessment in both the traditional and online remote learning classrooms.

### **Virtual PE Class**

Math Building # 214

Continued in Session 2

Mr. Dean Terry, Education Specialist, Ministry of Education

This workshop intends to build capacity of PE teachers in the use of online resources for PE classes as well as the use of various virtual platforms used to teach physical education classes without the physical presence of students in the classroom. In the case of school closure during the COVID-19 pandemic such platforms shall be utilized to assure continued physical education classes and that school age children continue to practice good health habits.

## Thursday, July 16, 2020 • 8:30am - 10:00am • Session I

### **Digital Citizenship: It's Everyone's Business!**

Health/Tourism Building #106

Repeated in Session 2

Principal Tiffany Kasiano, Angaur Elementary School

Co-presenters: Mr. Graham Ridep and Ms. Coralee Echang

Responsible use of technology and Internet Safety is at an all-time high as we plan and prepare teachers, students, and parents for remote learning. Awareness and education are key in promoting proper understanding and appropriate technology use and online safety practices. Teachers must be able to integrate Digital Citizenship in their remote learning plans, instructional delivery, and students' activities. In this session, educators will learn how to promote Digital Citizenship in remote learning, work with parents and students, and learn about policies and guidelines in place for everyone to follow. This session will also address the topic of balancing online time and use of social media.

## Thursday, July 16, 2020 • 10:15am - 11:45am • Session 2

### **Leveraging the POWER of YouTube!**

Business Building #201

Repeated in Session 2

Ms. Leolin Tellei, Classroom Teacher, Ngeremlengui Elementary School

Co-presenter: Ms. Yvonne Demei

Why not use the world's most popular media hub as a tool for teaching and learning?

This session will show you how to set up your YouTube Channel and utilize it as a resource hub for instructions. Step by step instructions and demonstrations will be given and participants will be taken through the process of creating engaging instruction and lessons and how to store and share them to students securely. Fears and doubts about using YouTube will be addressed as well. Come and see why YouTube is a worldwide phenomenon and how teachers can leverage that POWER toward teaching and learning.

### **Live Streaming meets Remote Learning**

Business Building #202

Repeat of Session 1

Ms. Zenaida Orak, Computer Lab Manager, Meyuns Elementary School

Co-presenter: Ms. Felisa Jean Remoket

Break the mold, overcome fears and doubts, and rise to the challenge of teaching remotely. Facebook Live Streaming is yet another available platform for real-time instructional delivery, discussions, and hosting of live events that allows users to broadcast from anywhere and anytime. We are not limited by school walls and buildings anymore. The real world is now our classroom and we need to embrace, learn about, and be prepared to meet the rigors and challenges of today's education. Facebook Live can be used as an enabling platform for teaching and learning beyond the classroom.

### **THE CONNECTED CLASSROOM: Facebook Messenger's Hidden Features & Hacks**

Business Building #203

Repeat of Session 1

Ms. Cerilla Michael, Classroom Teacher, Ngardmau Elementary School

Co-presenter: Ms. Seema Kloulubak, Ms. Shirley Celestine, and Ms. Sharon Truce

Break the mold, overcome fears and doubts, and rise to the challenge of teaching remotely. Facebook Live Streaming is yet another available platform for real-time instructional delivery, discussions, and hosting of live events that allows users to broadcast from anywhere and anytime. We are not limited by school walls and buildings anymore. The real world is now our classroom and we need to embrace, learn about, and be prepared to meet the rigors and challenges of today's education. Facebook Live can be used as an enabling platform for teaching and learning beyond the classroom.



**ZOOM: Instructional Delivery and Home-School-Connection Made Easy in Remote Learning!**

SPED/PE Building #103

Mr. Joyner Tutii, Classroom Teacher, George B. Harris Elementary School

Co-presenter: Ms. Lorna Lei Ronny

Learning to use web or video conferencing tools is an essential skill for teaching and working today. Learning about Zoom will allow teachers to teach during school closure, connect to students and parents remotely, invite guests to speak to students, and much more. With this tool, you can connect with students through audio, video, screen sharing, poll, and or text chat. It also allows students a voice and a platform to showcase their work, get feedback and give feedback, along with allowing parents to be part of student learning process and progress. Be a part of an innovative way of delivering instruction, lesson concepts and activities in this session, where presenters will showcase a lesson demonstration for teaching science in primary grade levels.

**CISCO Webex: Online Platform for Virtual Learning**

SPED/PE Building #204

Target Audience: High School Teachers

Mr. Norman Joy Navero, Teacher, Mindszenty High School

Co-presenter: Ms. Reawne Toluk Sakuma, Ms. Star Amor Gawan, and Ms. Julie Rose Juanitez

In these modern times and especially during COVID 19 Pandemic, teaching remotely is a huge challenge! In this session, participants will learn to use online tools to bring teachers and students closer, bridging the distance and simulating classroom teaching and learning in a virtual setting. This platform has been available in the market and widely used worldwide. Let us learn about it, and see how it can be leveraged as a powerful tool when delivering online teaching and learning for secondary and higher education.

**Using Screencastify in Palauan Studies: A Blended Learning Approach to Create Palauan Studies Instructional Media**

SPED/PE Building #205

Ms. Marion Kual, Classroom Teacher, Ngarchelong Elementary School

Co-presenter: Ms. Amanda Shiro

Regardless of content area or grade level, teachers-created media remains the most powerful and relevant form of instruction when it comes to introducing or reteaching a topic for a specific lesson. In this presentation, participants will take part in an interactive demonstration of different strategies in using Screencastiy and regular PowerPoint or Keynote apps to create instructional videos or screencast. Participants will learn how to 'marry' online platforms with offline tools that they are already familiar with in order to elevate presentation of information and concepts to students. Join us for ways to innovate and engage students.

## Thursday, July 16, 2020 • 10:15am - 11:45am • Session 2

### **Mindszenty High School Zoom Virtual Classroom Management**

SPED/PE Building #206

Mr. Paul Cruz, Math & Robotics Teacher, Mindszenty High School

Co-presenters: Ms. Christelle Opano, Ms. Maribel Rabago, and Mr. Foylan Salvador

This Session aims to share how Mindszenty High School effectively managed its virtual classroom using Zoom during the COVID-19 school closure for the entire fourth quarter of School Year 2019-2020. Participants will be given a chance to use and explore a licensed Zoom account in a virtual classroom for all content areas, as a student, then as a teacher.

### **Edmodo: Online Classroom Platform for Remote Learning and Teaching Round Table 3: Putting It All Together**

Math Building #111

See Page 16 for Target Audience List

Mr. Romson Remoket, Classroom Teacher, George B. Harris Elementary School

In preparation for Remote Teaching and Learning, Edmodo will serve as the primary online classroom platform for the Ministry of Education. This session is a “Round Table” session, where participants will be given an opportunity to work in small groups with a facilitator to learn about HOW TO USE Edmodo and WHAT TO DO in Edmodo. This is the final Round Table session where facilitators will “PUT IT ALL TOGETHER” for participants who attended Round Table 1 & 2 in Session 1.

### **Edmodo: Online Classroom Platform for Remote Learning and Teaching Round Table 3: Putting It All Together**

Math Building #112

See Page 16 for Target Audience List

Mr. Carla Polloi, Classroom Teacher, George B. Harris Elementary School

In preparation for Remote Teaching and Learning, Edmodo will serve as the primary online classroom platform for the Ministry of Education. This session is a “Round Table” session, where participants will be given an opportunity to work in small groups with a facilitator to learn about HOW TO USE Edmodo and WHAT TO DO in Edmodo. This is the final Round Table session where facilitators will “PUT IT ALL TOGETHER” for participants who attended Round Table 1 & 2 in Session 1.

### **Google Meet: A Video Conferencing Tool for Teachers and Students. Instructional Delivery made easy and available for teaching and learning remotely!**

Math Building #113

Repeat of Session 1

Ms. Renee Sherman, Classroom Teacher, Airai Elementary School

Co-presenters: Mr. Sidney Rengulbai, Ms. Riva Marino, Ms. Della Belt, and Principal Norma Mersai

Note: Participants should have an existing Google account. Google Meet is a video-communication service developed by Google and is available to anyone with a Google Account. The first session will give an overview of the features of Google Meet. Participants will be given background information, the number of participants per meeting, and the hosting time. The second session will focus on how teachers are able to utilize Google Meet to deliver instruction to all students.

## Thursday, July 16, 2020 • 10:15am - 11:45am • Session 2

### **Empowering Students and Giving them a Voice in Remote Learning Using FlipGrid**

Math Building #212

Ms. Lourigene Samsel, Classroom Teacher, Aimeliik Elementary School

Co-presenter: Ms. Clarissa Mobil

Flipgrid is a video sharing tool that can be used to enhance teaching and engage students in discussions by means of video responses. Flipgrid is a safe space for student voices to be heard and shared on topics posed by the teacher. Each “grid” is a tiled discussion board where students and teacher alike can gain and share knowledge as if they were in the classroom. The many features in this tool gives students a chance to be free to share and reply to each other. Flipgrid also caters to those who may be shy or uncomfortable speaking in front of an audience. This session will include an interactive virtual activity to showcase Flipgrid features and its uses.

### **Using Padlet as a Formative Assessment & Classroom or Time Management Tool**

Math Building #213

Ms. Janice Yukiwo, Classroom Teacher, Aimeliik Elementary School

Co-presenter: Mr. Herson Soaladaob

Padlet is web tool as well as mobile app that can run on any device. Padlet works like a virtual notepad and can be used as a collaborative and interactive assessment tool. This session will provide a showcase and demonstrate ways to adapt Padlet as a Formative assessment tool in both the traditional classroom and remote learning. In this Session participants will learn how this tool can be used to engage learners, provide students a platform to share ideas and learn from the teacher and each other. Users can add text, media, and or insert links that is related to topics or lessons being taught. As a virtual bulletin board, it can also be used to implement classroom management strategies such as Conscious Discipline in a remote learning setting. Join us as we learn about this great tool and how it can help teachers and students alike.

### **Virtual PE Class**

Math Building # 214

Continuation of Session 1

Mr. Dean Terry, Education Specialist, Ministry of Education

This workshop intends to build capacity of PE teachers in the use of online resources for PE classes as well as the use of various virtual platforms used to teach physical education classes without the physical presence of students in the classroom. In the case of school closure during the COVID-19 pandemic such platforms shall be utilized to assure continued physical education classes and that school age children continue to practice good health habits.

### **Digital Citizenship: It's Everyone's Business!**

Health/Tourism Building #106

Repeat of Session 1

Principal Tiffany Kasiano, Angaur Elementary School

Co-presenters: Mr. Graham Ridep and Ms. Coralee Echang

Responsible use of technology and Internet Safety is at an all-time high as we plan and prepare teachers, students, and parents for remote learning. Awareness and education are key in promoting proper understanding and appropriate technology use and online safety practices. Teachers must be able to integrate Digital Citizenship in their remote learning plans, instructional delivery, and students' activities. In this session, educators will learn how to promote Digital Citizenship in remote learning, work with parents and students, and learn about policies and guidelines in place for everyone to follow. This session will also address the topic of balancing online time and use of social media.